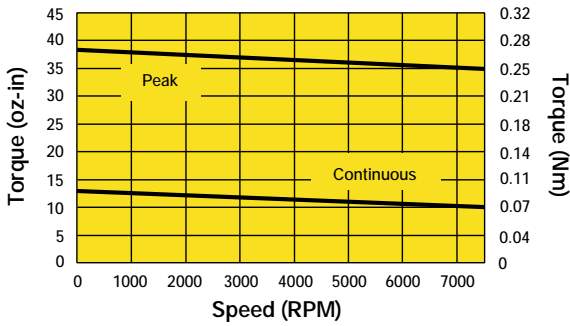


# Size 16, Encoder Feedback, Performance Curves

Servo Motors

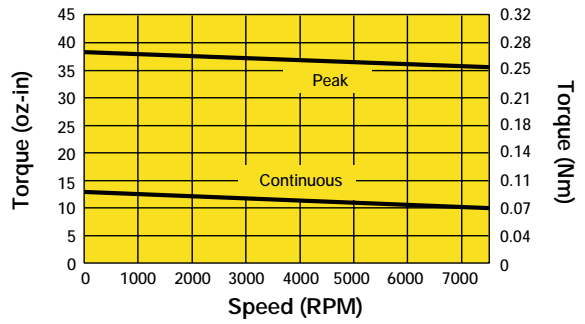
**SM160AD**

Vbus=75VDC, Ics (sine)=2.8 amps, Ipk(sine)=8.5 amps



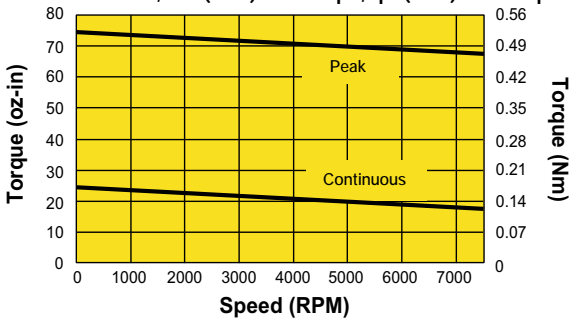
**SM160BD**

Vbus=75VDC, Ics (sine)=5.6 amps, Ipk(sine)=16.7 amps



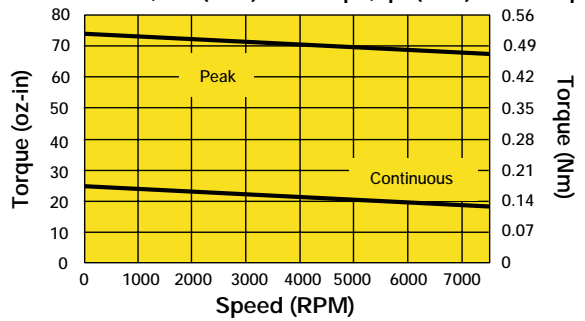
**SM161AD**

Vbus=170VDC, Ics (sine)=2.7 amps, Ipk(sine)=8.1 amps



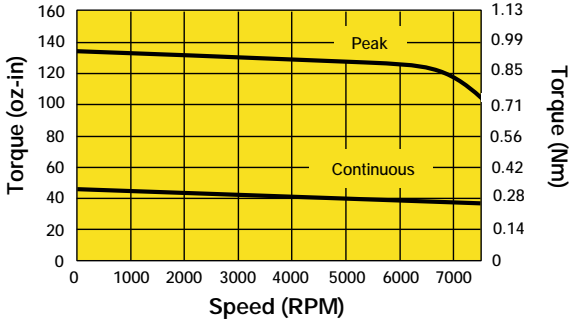
**SM161BD**

Vbus=170VDC, Ics (sine)=5.2 amps, Ipk(sine)=15.5 amps



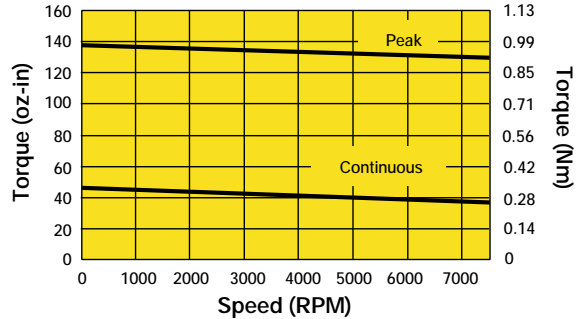
**SM162AD**

Vbus=170VDC, Ics (sine)=2.6 amps, Ipk(sine)=7.8 amps



**SM162BD**

Vbus=170VDC, Ics (sine)=5.1 amps, Ipk(sine)=15.2 amps



Custom Designed Servo Motors For Your Specific Application. Call 1-800-358-9070 Today.