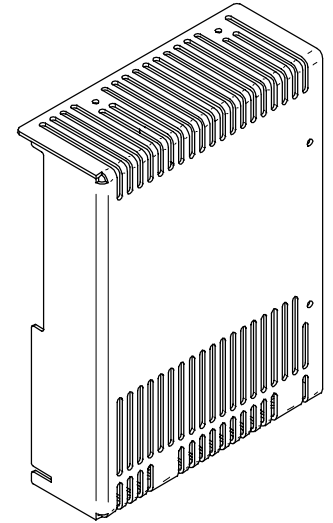
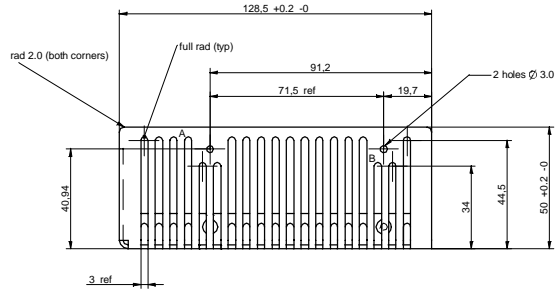




Referenceslot lengths unfolded

- A 56.6mm (15-off)
- B 45.0mm (4-off)
- C 36.2mm (18-off)
- D 20.0mm (16-off)

Drawing Approved 14.01.03



Isometric view

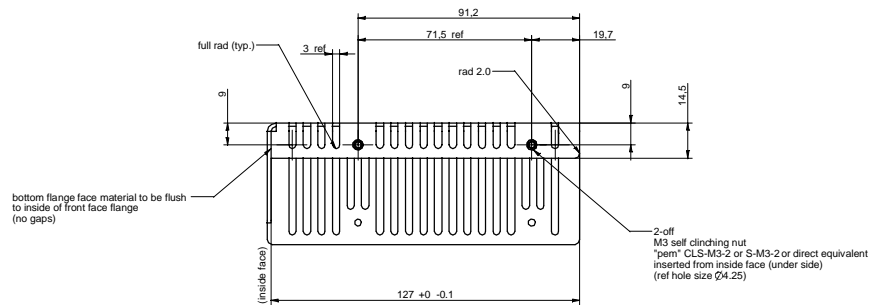
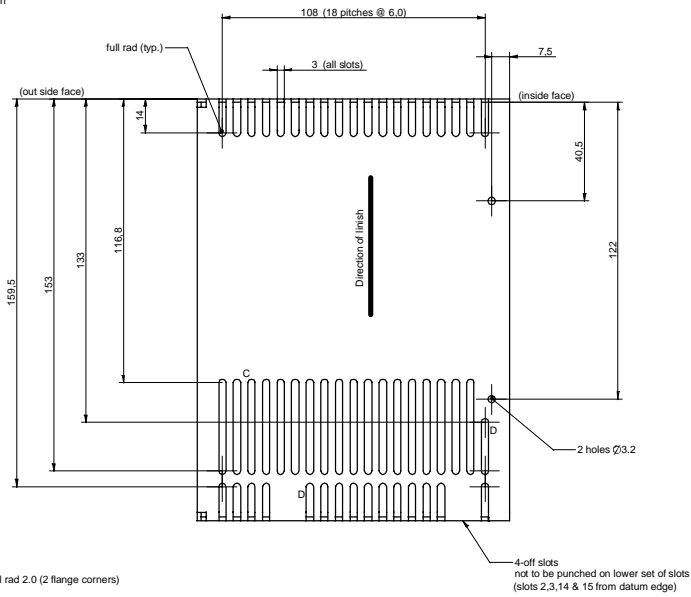
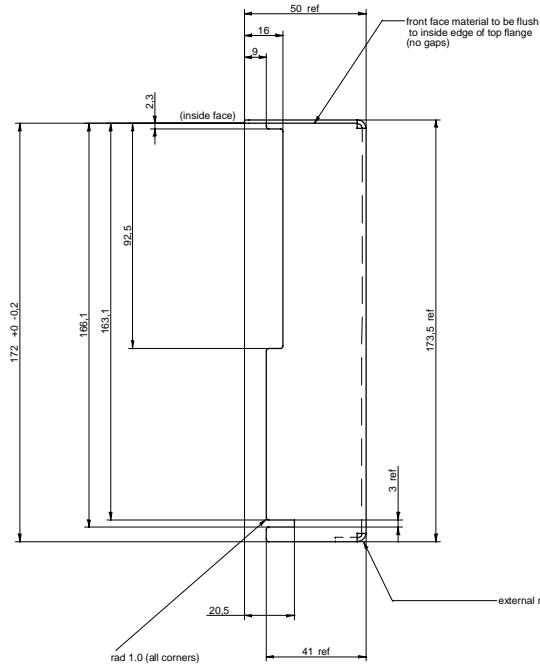
Material:
1.5mm thick aluminium alloy (ns4 or direct equivalent)

Finish:
Cover to be finished in direction shown, prior to plating (grit grade 120)
Alocrom 1000 (natural finish)

All exterior surfaces to be free of scratches and tool marks

All angles to be 90° unless otherwise stated

Part number and manufacturers logo to be marked on inside face



03 dvc0256 26.09.01
02 dvc0256 26.08.01
01 issued for samples 10.05.01

This document is the property of Parker Hannifin plc Electromechanical Division. It is furnished on the understanding that the document and the information it contains will not be copied, disclosed to others or used for any purpose other than conducting business with Parker Hannifin plc except with written consent.

Part Name		Drawing Title / Part Description		This drawing has been produced using Solid Edge	
Part No	eco 00-035	Rev	001	Drawn	E. Evans
Scale	1:1	Released	14.01.03	Checked	
Parker Hannifin plc EMD		XLPSU cover		Drawing No / Part No	
21 Balena Close, Poole, Dorset, England BH17 7DX		1470.001.04		Scale	1:1
Tel: 01202 586200 Fax: 01202 600820				Sheet No	A1